

# THE UNIVERSITY OF TOKYO (Graduate School of Science)

How to make the Payment for the Examination Fee by Credit Card, Union Pay, and Alipay.  
— 24 hours a day, 365 days a year, you can pay anytime! Easy, Convenient and Simple!—

You can pay the Examination Fee by using  
Credit Card, Union Pay, and Alipay.



## Access

<https://e-shiharai.net/english/>



You can access  
from our  
website too !

Web Application - Online Transaction

### 1. Top Page

Click "Examination Fee".

### 2. Terms of Use and Personal Information Management

Please read the Terms of use and Personal Information Management.  
Click "Agree" button located in the lower part of this page if you agree with these terms.  
Click "Not agree" button located in lower part of this page if you do not agree with these terms.

### 3. School Selection

Select "The University of Tokyo (Graduate Schools)" or "The University of Tokyo (Graduate Schools) (China payment only)"

### 4. School Information

Read the information carefully and click "Next".

### 5. Category Selection

Choose first to fourth selection and add to basket.

### 6. Basket Contents

Check the contents and if it is OK, click "Next".

### 7. Basic Information

Input the applicant's basic information.  
Choose your credit card and click "Next".

### Paying by Credit Card

Input Credit Card Number (15 or 16-digits), Security Code and Expiration Date.

All of your application information is displayed. Check and click "Confirm".

Click the "Print This Page" button and print out the "Result" page.

### Paying by Union Pay, or Alipay

All of your application information is displayed. Check and click "Confirm".

Follow the onscreen instructions to complete the card payment. Please write down the "Receipt Number" given when you complete your application.

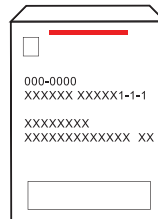
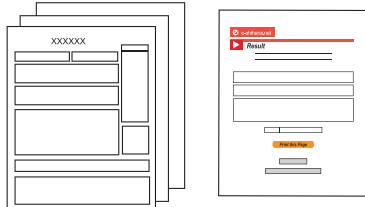
Please click the "Application Results" button in the upper part of this site (e-shiharai.net).

Input enter your "Payment Method", "Receipt Number" and "Birth Date". Please make sure your printer is ready.


Please print out the "Payment Inquiry - Inquiry result" page.

Enclose the printed "Result" page in an application envelope with other necessary application documents.

Necessary application documents



Mail it from Post office



Application

## [NOTICE/FAQ]

- During payment periods and application periods mentioned in the application documents, you can make a payment anytime. Please confirm from application documents and complete payment in time for the application period.
- On the last date of the payment period, please finish card settlement procedure by 11:00pm Japan time.
- A fee is added to Examination fee. For further info, please visit our website.
- Please note that refund is not possible once you have made a payment of Entrance examination fee.
- It is possible to use a card which carries a name different from that of the applicant. However, please make sure that the information on the basic information page is the applicant's information.
- If you did not print out "Result" page, you can check it later on Application Result page. Please enter "Receipt Number" and "Birth Date" to redisplay.
- Please directly contact the credit card company if your card is not accepted.

For questions or problems not mentioned here, please contact :

**E-Service Support Center Tel : +81-3-5952-9052 (24 hours everyday)**